



**SOLAR
ELECTRIC
SUPPLY, INC.**

40W Photovoltaic module **440J**

Our latest generation of small area modules offers the following benefits:

Built to last

From mountaintops to off-shore platforms, on weather stations in the bitter cold of Antarctica and on telephone signal repeaters in the hot Australian outback, the technology has been proven in the harshest environments.


Accessible junction box for off grid connections

J-type junction box has accessible terminals for easier module interconnections in off grid applications, and it allows fitting cable glands for various cable sections.





High reliability

Cell interconnections and diode placement use well-established industry practice and are field-proven to provide excellent reliability.



Thick, durable, scratch resistant back sheet

The thick back sheet provides extra insulation and increased resistance to protect your module against rough handling. The white polyester material lasts longer and increases energy production.



Module appearance may vary.
Cells have rounded corners with
either 165 or 150mm diameter.

40W Photovoltaic module – 440J

Electrical characteristics

	(1) STC 1000W/m ²	(2) NOCT 800W/m ²
Maximum power (P _{max})	40W	28.8W
Voltage at P _{max} (V _{mpp})	17.3V	15.4V
Current at P _{max} (I _{mpp})	2.31A	1.85A
Short circuit current (I _{sc})	2.54A	2.06A
Open circuit voltage (V _{oc})	21.8V	19.8V
Module efficiency	11.4%	
Tolerance P _{max}	± 10/-5%	
Nominal voltage	12V	
Efficiency reduction at 200W/m ²	<5% reduction (efficiency 10.8%)	
Limiting reverse current	2.54A	
Temperature coefficient of I _{sc}	0.105%/°C	
Temperature coefficient of V _{oc}	-0.360%/°C	
Temperature coefficient of P _{max}	-0.45%/°C	
(3) NOCT	47 ± 2 °C	
Maximum series fuse rating	6A	
Application class	Class C (according to IEC 61730-2007)	
Maximum system voltage	50V	

1: Values at Standard Test Conditions (STC): 1000W/m² irradiance, AM1.5 solar spectrum and 25°C module temperature

2: Values at 800W/m² irradiance, Nominal Operation Cell Temperature (NOCT) and AM1.5 solar spectrum

3: Nominal Operation Cell Temperature: Module operation temperature at 800W/m² irradiance, 20°C air temperature, 1m/s wind speed

All solar modules are individually tested prior to shipment; an allowance is made within our factory measurement to account for the typical power degradation (LID effect) which occurs during the first few days of deployment.

SES MAPPS Solar Module Mechanical characteristics

Solar cells	36 monocrystalline silicon cut cells connected in series
Front cover	High transmission 3.2mm (1/8") glass
Encapsulant	EVA
Back cover	White polyester
Frame	Silver anodized aluminum
Junction box	IP65 with 4 terminal screw connection block; accepts PG 13.5, M20 13mm box (1/2") conduit, or cable fittings accepting 6-12mm diameter cable.
Terminals	accept 2.5-10mm ² (8-14 AWG) wire
Dimensions	655 x 537 x 50mm / 25.8 x 21.1 x 2in
Weight	5.75kg / 12.7lbs

All dimensional tolerances within ±1% unless otherwise stated.

Warranty*

- Free from defects in materials and workmanship for 2 years
- 90% Min power output for 12 years
- Optional 25 years available *Refer to limited warranty certificate for terms and conditions


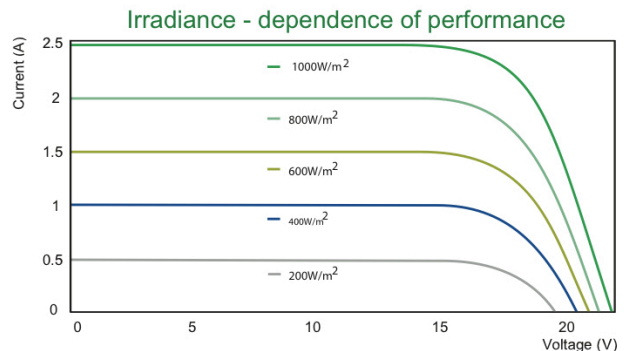
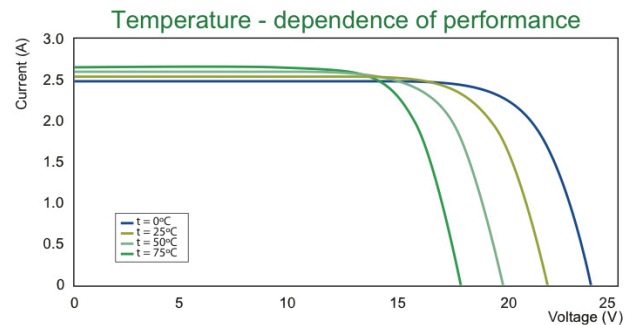
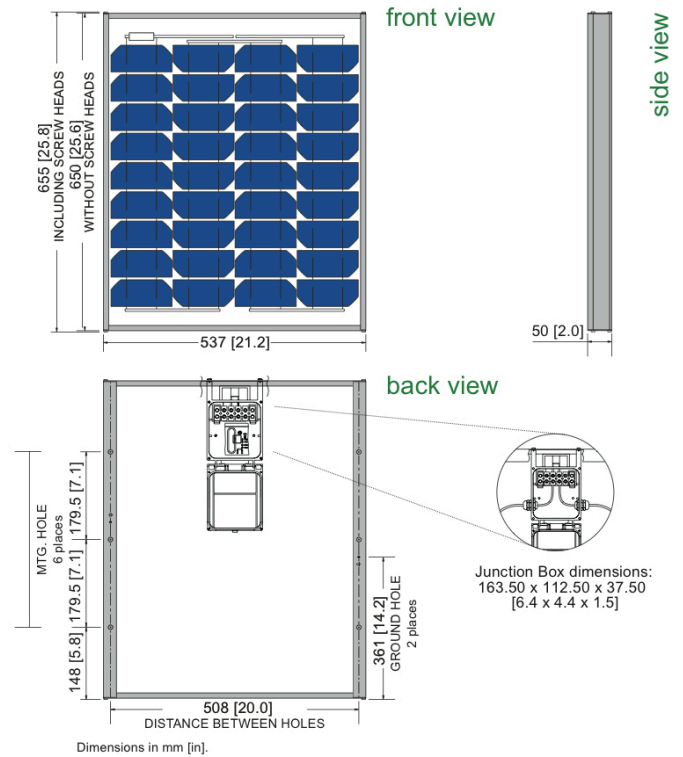
SES MAPPS Solar Module Certification

Certified according to the extended version of the IEC 61215 (ed. 2), EC 61215:2005-08 (Crystalline silicon terrestrial photovoltaic modules - Design qualification and type approval)

Certified according to IEC 61730-1 and IEC 61730-2 (ed. 1), EN 61730-1:2007-05 and EN 61730-2:2007-05. (photovoltaic module safety qualification, requirements for construction and testing).

Listed to UL 1703 & ULC ORD-C1703 Standard for Safety by Intertek ETL. Class C Fire Rating.

Approved by Intertek ETL according to FM 3611, Dec 2004, and according to CAN/CSA C22.2 No. 213-M1987, 1st Edition, Reaffirmed 2004, for use in a Class I Division 2, Group A, B, C, D Hazardous (Classified) Location.



Toll Free: 877-297-0014

Phone: 831-462-8243 • Fax: 831-462-8246

Email: contact@solarelectricsupply.com

www.solarelectricsupply.com

© Solar Electric Supply, Inc. May 2012