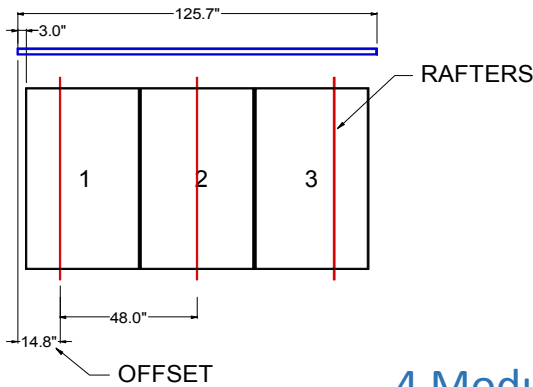
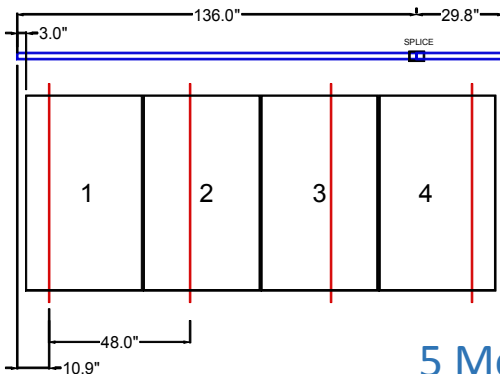


3 Module Row



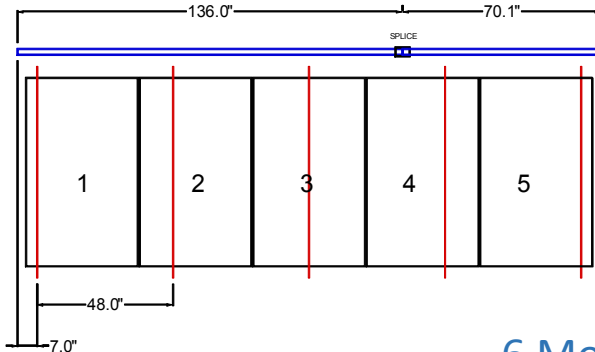
Rafters @ 48" O/C		
Number of Rows:	Single	Double
Modules @ 39.5"	3	6
Rail 136"	2	4
Mid Clamps	4	8
End Clamps	4	8
Attachments	6	12
Splices	0	0

4 Module Row



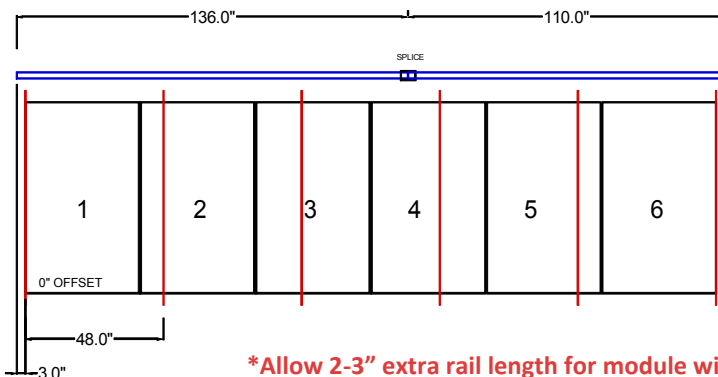
Rafters @ 48" O/C		
Number of Rows	Single	Double
Modules @ 39.5"	4	8
Rail 136"	3	6
Mid Clamps	6	12
End Clamps	4	8
Attachments	8	16
Splices	2	4

5 Module Row



Rafters @ 48" O/C		
Number of Rows	Single	Double
Modules @ 39.5"	5	10
Rail 136"	3	6
Mid Clamps	8	16
End Clamps	4	8
Attachments	10	20
Splices	2	4

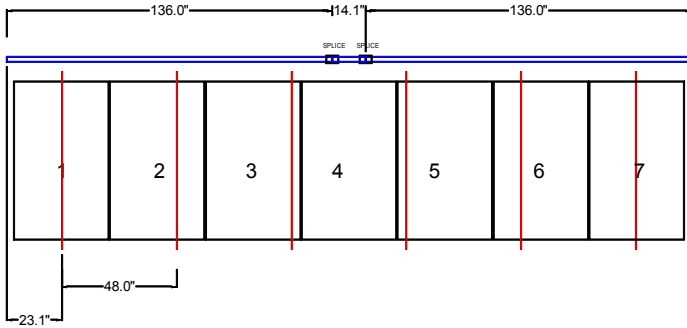
6 Module Row



Rafters @ 48" O/C		
Number of Rows	Single	Double
Modules @ 39.5"	6	12
Rail 136"	4	8
Mid Clamps	10	20
End Clamps	4	8
Attachments	12	24
Splices	2	4

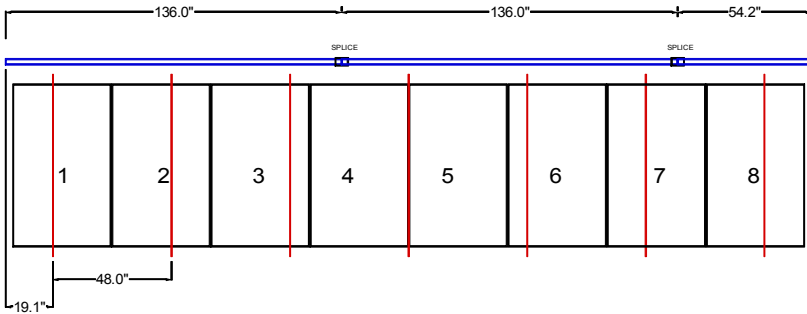
***Allow 2-3" extra rail length for module width variance and trim cut purposes**

7 Module Row



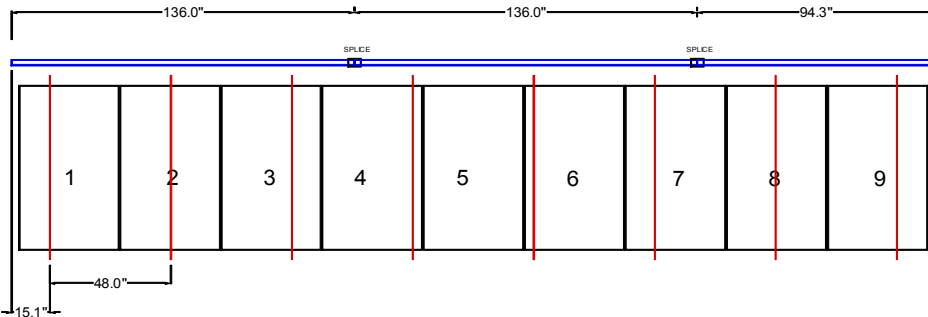
Rafters @ 48" O/C		
Number of Rows	Single	Double
Modules @ 39.5"	7	14
Rail 136"	5	10
Mid Clamps	12	24
End Clamps	4	8
Attachments	12	24
Splices	4	8

8 Module Row



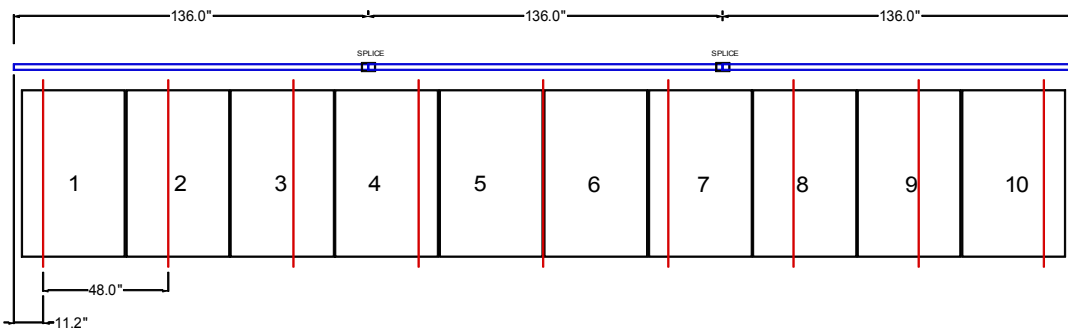
Rafters @ 48" O/C		
Number of Rows	Single	Double
Modules @ 39.5"	8	16
Rail 136"	5	10
Mid Clamps	14	28
End Clamps	4	8
Attachments	14	28
Splices	4	8

9 Module Row



Rafters @ 48" O/C		
Number of Rows	Single	Double
Modules @ 39.5"	9	18
Rail 136"	6	12
Mid Clamps	16	32
End Clamps	4	8
Attachments	16	32
Splices	4	8

10 Module Row

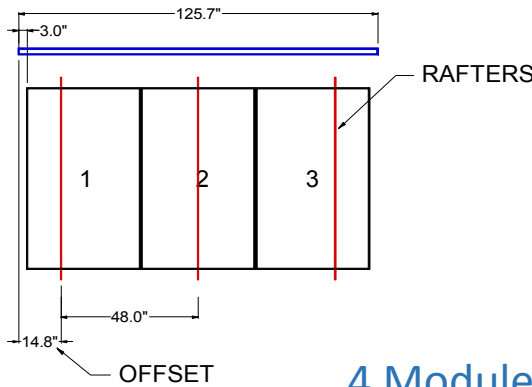


Rafters @ 48" O/C		
Number of Rows	Single	Double
Modules @ 39.5"	10	20
Rail 136"	6	12
Mid Clamps	18	36
End Clamps	4	8
Attachments	18	36
Splices	4	8

*Allow 2-3" extra rail length for module width variance and trim cut purposes

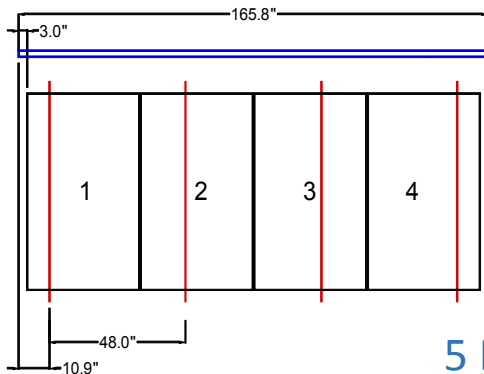
System Configuration Table - 39.5" Module, 168" Rail

3 Module Row



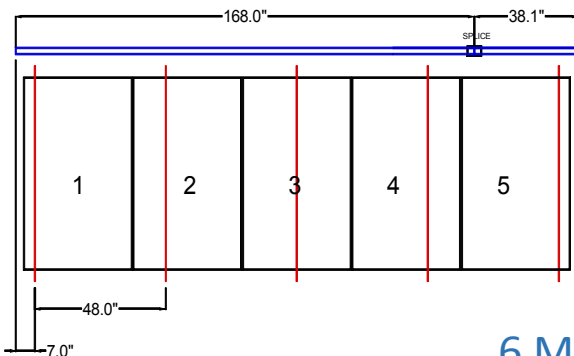
Rafters @ 48" O/C		
Number of Rows:	Single	Double
Modules @ 39.5"	3	6
Rail 168"	2	4
Mid Clamps	4	8
End Clamps	4	8
Attachments	6	12
Splices	0	0

4 Module Row



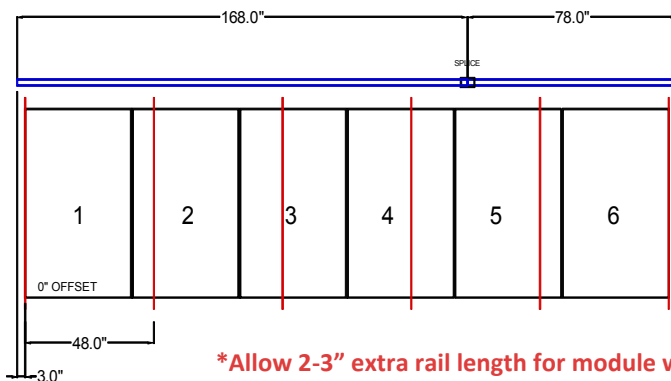
Rafters @ 48" O/C		
Number of Rows	Single	Double
Modules @ 39.5"	4	8
Rail 168"	2	4
Mid Clamps	6	12
End Clamps	4	8
Attachments	8	16
Splices	0	0

5 Module Row



Rafters @ 48" O/C		
Number of Rows	Single	Double
Modules @ 39.5"	5	10
Rail 168"	3	6
Mid Clamps	8	16
End Clamps	4	8
Attachments	10	20
Splices	2	4

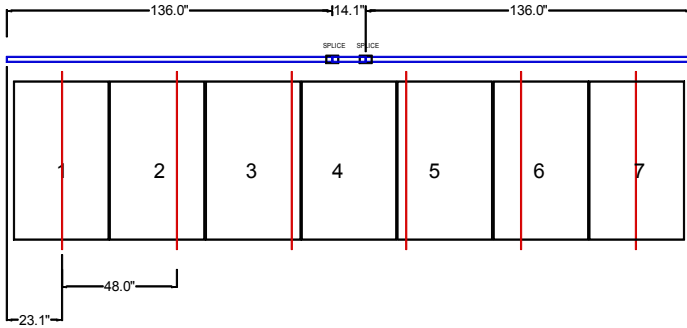
6 Module Row



Rafters @ 48" O/C		
Number of Rows	Single	Double
Modules @ 39.5"	6	12
Rail 168"	3	6
Mid Clamps	10	20
End Clamps	4	8
Attachments	12	24
Splices	2	4

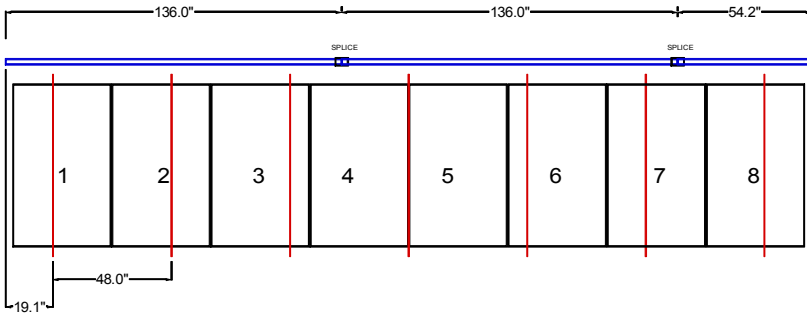
***Allow 2-3" extra rail length for module width variance and trim cut purposes**

7 Module Row



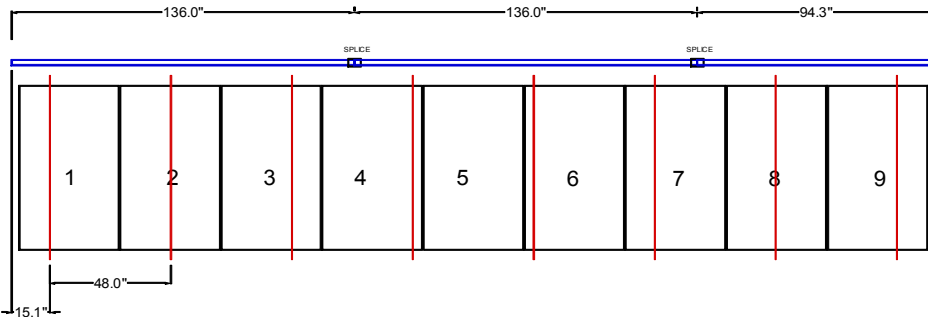
Rafters @ 48" O/C		
Number of Rows	Single	Double
Modules @ 39.5"	7	14
Rail 136"	5	10
Mid Clamps	12	24
End Clamps	4	8
Attachments	12	24
Splices	4	8

8 Module Row



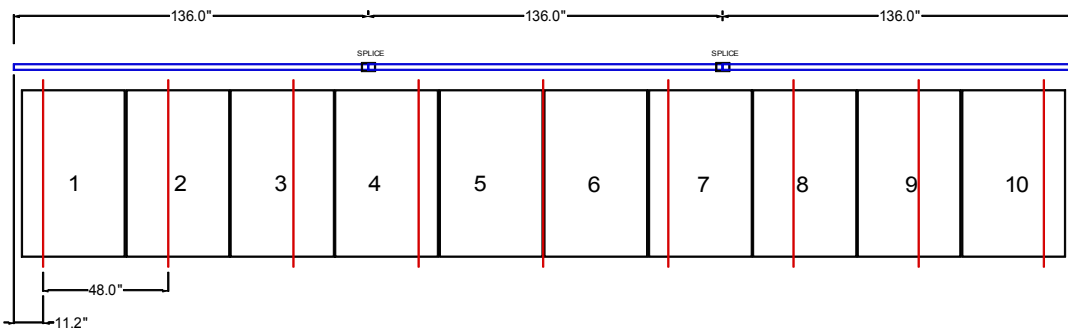
Rafters @ 48" O/C		
Number of Rows	Single	Double
Modules @ 39.5"	8	16
Rail 136"	5	10
Mid Clamps	14	28
End Clamps	4	8
Attachments	14	28
Splices	4	8

9 Module Row



Rafters @ 48" O/C		
Number of Rows	Single	Double
Modules @ 39.5"	9	18
Rail 136"	6	12
Mid Clamps	16	32
End Clamps	4	8
Attachments	16	32
Splices	4	8

10 Module Row



Rafters @ 48" O/C		
Number of Rows	Single	Double
Modules @ 39.5"	10	20
Rail 136"	6	12
Mid Clamps	18	36
End Clamps	4	8
Attachments	18	36
Splices	4	8

*Allow 2-3" extra rail length for module width variance and trim cut purposes